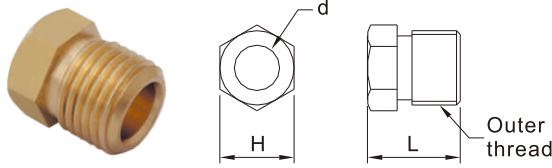
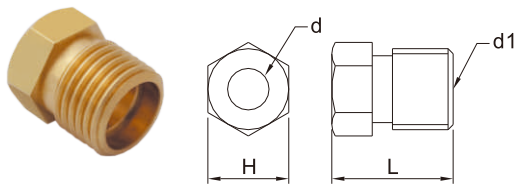


# Compression Bushing



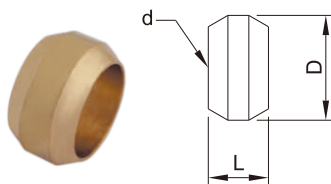
Model	Bore	d	L	Outer-thread	H	N.W. (g)
PA-4	Ø4	Ø4.1	12	M8xP1.0	8	3
PA-6	Ø6	Ø6.1	12.5	M10xP1.0	10	4
PA-8	Ø8	Ø8.1	14	M14xP1.5	14	9
PA-10	Ø10	Ø10.1	15	M16xP1.5	16	12
PA-12	Ø12	Ø12.1	16	M18xP1.5	19	16

# Compression Bushing



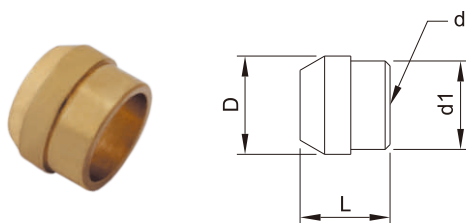
Model	Bore	d	d1	L	Outer-thread	H	N.W. (g)
PA104	Ø4	Ø4.1	Ø5.5	12	M8xP1.0	8	3
PA106	Ø6	Ø6.1	Ø7.5	12.5	M10xP1.0	10	4

# Compression Sleeve




Model	Bore	d	D	L	N.W. (g)
PB-4	Ø4	Ø4.1	Ø6	4.6	0.3
PB-6	Ø6	Ø6.1	Ø8	4.6	0.6
PB-8	Ø8	Ø8.1	Ø11	7	2.0
PB-10	Ø10	Ø10.1	Ø13.5	8	3.0
PB-12	Ø12	Ø12.1	Ø16	9	4.0

# Compression Sleeve



Model	Bore	d	d1	D	L	N.W. (g)
PB104	Ø4	Ø4.1	Ø5.4	Ø6	5.5	0.4
PB106	Ø6	Ø6.1	Ø7.4	Ø8	6	0.7

# Closure Plug



Model	L	Outer-thread	H	N.W. (g)
PG-004	12	M8xP1.0	8	4
PG-1	12	PT1/8	10	6
PUNOM080-1 (Central Bore Ø3)	16	M8xP1.0 (Long Type)	8	6
PUNOM100-2 (Central Bore Ø6)	16	M10xP1.0	10	8

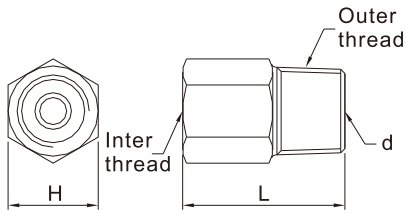

PUN0MO80-1 PUN0MO100-2



CHEN YING

# Straight Adapter

Straight Adapter / One-Way Flow Straight Adapter / Reverse Flow Straight Adapter



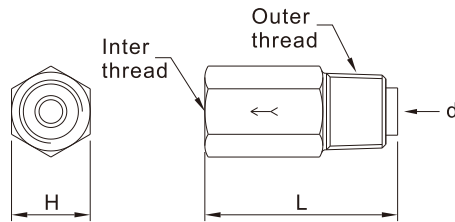

Model	Bore	d	L	H	Inter-thread	Outer-thread	N.W. (g)
PD-401	Ø4	Ø3	18	10	M8xP1.0	PT1/8	8
PD-402	Ø4	Ø3	18	14	M8xP1.0	PT1/4	17
PD-403	Ø4	Ø3	18	17	M8xP1.0	PT3/8	28
PD-601	Ø6	Ø4	18	12	M10xP1.0	PT1/8	8
PD-602	Ø6	Ø5	18	14	M10xP1.0	PT1/4	14
PD-603	Ø6	Ø5	18	17	M10xP1.0	PT3/8	24
PD-801	Ø8	Ø5	26	17	M14xP1.5	PT1/8	22
PD-802	Ø8	Ø6	26	17	M14xP1.5	PT1/4	26
PD-803	Ø8	Ø7	26	17	M14xP1.5	PT3/8	30
PD-1002	Ø10	Ø7	30	19	M16xP1.5	PT1/4	33
PD-1003	Ø10	Ø9	30	19	M16xP1.5	PT3/8	35
PD-1202	Ø12	Ø7	32	21	M18xP1.5	PT1/4	42
PD-1203	Ø12	Ø9	34	21	M18xP1.5	PT3/8	46

### Non-Standard Items

Model	Bore	d	L	H	Inter-thread	Outer-thread	N.W. (g)
PD-406	Ø4	Ø2	20	10	M8xP1.0	M6xP0.75	6
PD-4061	Ø4	Ø2	20	10	M8xP1.0	M6xP1.0	6
PD-408	Ø4	Ø3	18	10	M8xP1.0	M8xP1.0	6
PD-410	Ø4	Ø3	18	12	M8xP1.0	M10xP1.0 TAP	6
PD-606	Ø6	Ø2	18	12	M10xP1.0	M6xP0.75	8
PD-6061	Ø6	Ø2	18	12	M10xP1.0	M6xP1.0	8
PD-608	Ø6	Ø3	21	12	M10xP1.0	M8xP1.0	8
PD-610	Ø6	Ø4	18	12	M10xP1.0	M10xP1.0 TAP	8

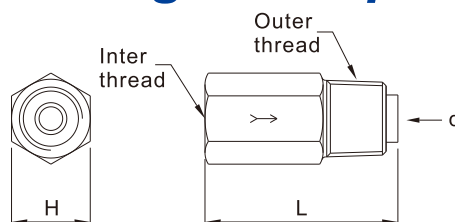
Model	L	H	Inter-thread	Outer-thread	N.W. (g)
PD-101	18	12	PT1/8	PT1/8	9
PD-102	18	14	PT1/8	PT1/4	16
PD-202	18	16	PT1/4	PT1/4	14
PD-203	26	17	PT1/4	PT3/8	34

# One-Way Flow Straight Adapter



Model	Bore	d	L	H	Inter-thread	Outer-thread	N.W. (g)
PD-4011	Ø4	Ø2.2	24.5	10	M8xP1.0	PT1/8	11
PD-6011	Ø6	Ø2.2	25.5	12	M10xP1.0	PT1/8	14


# Reverse Flow Straight Adapter



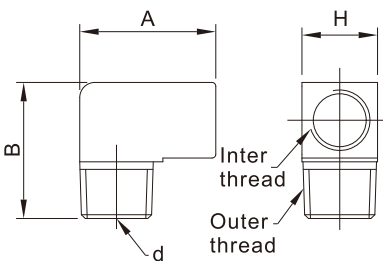
Model	Bore	d	L	H	Inter-thread	Outer-thread	N.W. (g)
PD-4012	Ø4	Ø2.2	24.5	10	M8xP1.0	PT1/8	11
PD-6012	Ø6	Ø2.2	25.5	12	M10xP1.0	PT1/8	14



# Elbow Adapter



PH-400 PH-601



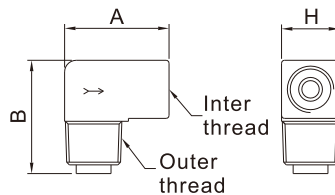
Model	Bore	d	A	B	H	Inter-thread	Outer-thread	N.W. (g)
PH-400	Ø4	Ø3	18	18	10	M8xP1.0	Ø5.8-6.2	13
PH-401	Ø4	Ø4	18	18	10	M8xP1.0	PT1/8	13
PH-402	Ø4	Ø5	20	21	14	M8xP1.0	PT1/4	32
PH-601	Ø6	Ø4	20	20	12	M10xP1.0	PT1/8	20
PH-602	Ø6	Ø5	20	21	14	M10xP1.0	PT1/4	29
PH-801	Ø8	Ø4	26	29	17	M14xP1.5	PT1/8	52
PH-802	Ø8	Ø6	26	29	17	M14xP1.5	PT1/4	56
PH-803	Ø8	Ø8	26	29	17	M14xP1.5	PT3/8	59
PH-1002	Ø10	Ø7	29	31	19	M16xP1.5	PT1/4	70
PH-1003	Ø10	Ø8	29	31	19	M16xP1.5	PT3/8	76
PH-1202	Ø12	Ø7	33	34	21	M18xP1.5	PT1/4	91
PH-1203	Ø12	Ø10	33	34	21	M18xP1.5	PT3/8	95

### Non-Standard Items

Model	Bore	d	A	B	H	Inter-thread	Outer-thread	N.W. (g)
PH-406	Ø4	Ø2	18	18	10	M8xP1.0	M6xP0.75	13
PH-4061	Ø4	Ø2	18	18	10	M8xP1.0	M6xP1.0	12
PH-408	Ø4	Ø3	18	18	10	M8xP1.0	M8xP1.0	13
PH-410	Ø4	Ø2	20	20	12	M8xP1.0	M10xP1.0 TAP	24
PH-6061	Ø6	Ø2	20	20	12	M10xP1.0	M6xP1.0	20
PH-608	Ø6	Ø3	20	20	12	M10xP1.0	M8xP1.0	20
PH-610	Ø6	Ø4	20	20	12	M10xP1.0	M10xP1.0 TAP	22

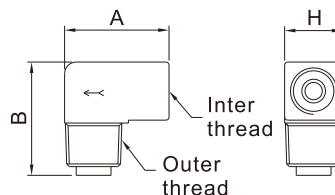
Model	d	A	B	H	Inter-thread	Outer-thread	N.W. (g)
PH-101	Ø4	20	20	12	PT1/8	PT1/8	17
PH-102	Ø5	20	21	14	PT1/8	PT1/4	30
PH-201	Ø4	26	29	17	PT1/4	PT1/8	47
PH-202	Ø6	26	29	17	PT1/4	PT1/4	50
PH-203	Ø8	26	29	17	PT1/4	PT3/8	56
PH-303	Ø10	33	34	21	PT3/8	PT3/8	91
PH00AV01	Ø4	20	20	12	PT1/8	M10xP1.0 TAP	21

# One-Way Flow Elbow Adapter



Model	Bore	d	A	B	H	Inter-thread	Outer-thread	N.W. (g)
PH-4011	Ø4	Ø2.2	18	19.5	10	M8xP1.0	PT1/8	11
PH-6011	Ø6	Ø2.2	20	21.5	12	M10xP1.0	PT1/8	14

# Reverse Flow Elbow Adapter

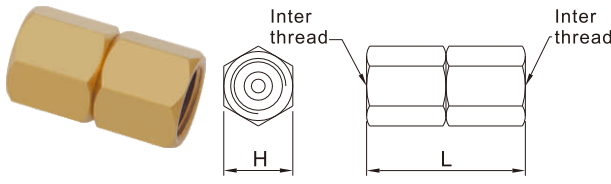


Model	Bore	d	A	B	H	Inter-thread	Outer-thread	N.W. (g)
PH-4012	Ø4	Ø2.2	18	19.5	10	M8xP1.0	PT1/8	11
PH-6012	Ø6	Ø2.2	20	21.5	12	M10xP1.0	PT1/8	14



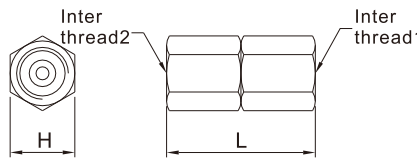
CHEN YING

# Connector A/B



Connector A

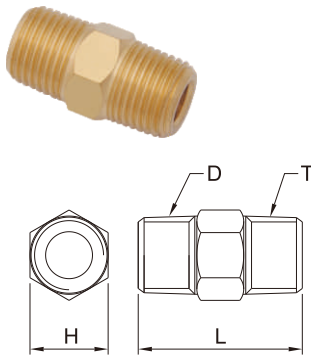
Model	Bore	H	L	Inter-thread	N.W. (g)
PM-4	Ø4	10	26	M8xP1.0	17
PM-6	Ø6	12	26	M10xP1.0	12
PM-8	Ø8	17	33	M14xP1.5	40
PM-10	Ø10	19	37	M16xP1.5	51
PM-12	Ø12	21	37	M18xP1.5	65



Connector B

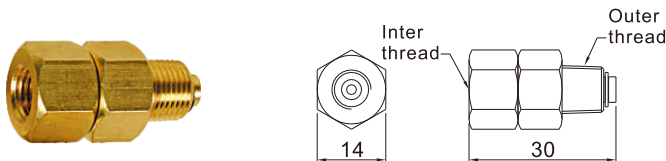
Model	Bore	H	L	Inter-thread1	Inter-thread2	N.W. (g)
PN-4	Ø4	12	23	M8xP1.0	PT1/8	16
PN-6	Ø6	12	23	M10xP1.0	PT1/8	12
PN-8	Ø8	17	30	M14xP1.5	PT1/4	41
PN-10	Ø10	19	32	M16xP1.5	PT1/4	58
PN-12	Ø12	21	36	M18xP1.5	PT3/8	65

# Connector



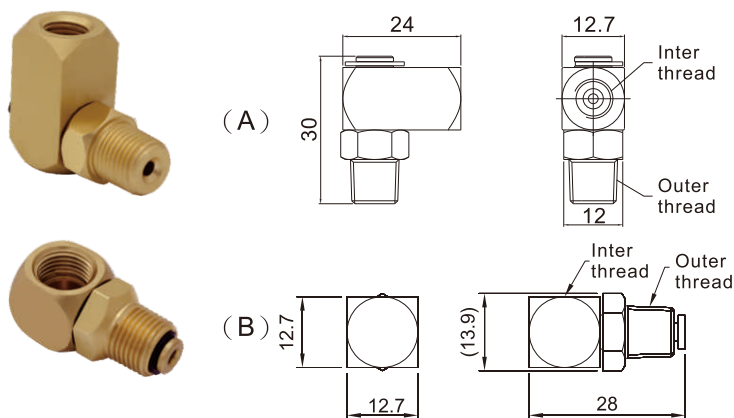
Model	DxT	Material	H	L	N.W. (g)
CN-101	PT1/8xPT1/8	Brass	10	21	8.0
CN-202	PT1/4xPT1/4	Brass	14	25	10.0
CN-404	PT1/2xPT1/2	Iron	23	40	68.0
RN-102	PT1/8xPT1/4	Brass	14	23	16.0
RN-203	PT1/4xPT3/8	Brass	17	27	18.0
RN-304	PT3/8xPT1/2	Iron	21	39	56.0
PTD10010	M10xPT1/8	Brass	10	20	8.5
PTD10100	M10xM10	Brass	10	20	7.5
PTD01021	PT1/8xPT1/4	Iron	14	32	20.0
PTD03031	PT3/8xPT3/8	Iron	17	36	42.0
PTD03061	PT3/8xPT3/4	Iron	27	47	108.0
PROCPV-1	M8xM8	Brass	10	22	6.6
PROCPS	M8xPT1/8	Brass	10	22	8.4

# Swivel Straight Adapter



Model	Outer-thread	Inter-thread	N.W. (g)
SS-101	PT1/8	PT1/8	26
SS-401	PT1/8	M8xP1.0	28

# Plane Swivel Elbow Adapter



Model	Inter-thread	Outer-thread	N.W. (g)
ES-401(A)	M8xP1.0	PT1/8	38
ES-601(A)	M10xP1.0	PT1/8	38
Model	Inter-thread	Outer-thread	N.W. (g)
ES-101(B)	PT1/8	PT1/8	36

Connector A/B / Connector / Swivel Straight Adapter / Plane Swivel Elbow Adapter